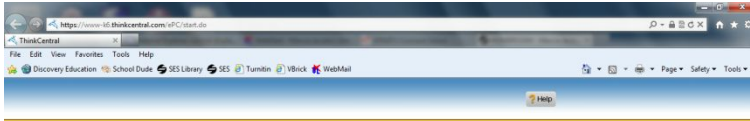


Directions to get to Think Central

1. Go to **wss.stafford.k12.ct.us**
2. Go to School Information. Choose First Grade Information.
3. Choose **Go Math** from the links on the left side of the page, then click **Think Central-Go Math**
Make sure you change the state, district, and school information. (See below). User name and password are the same as they use in school.



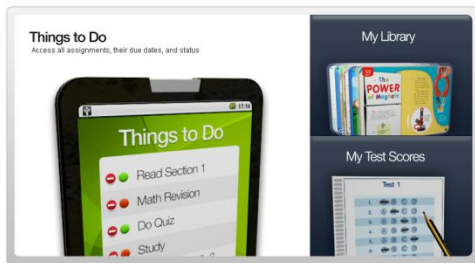
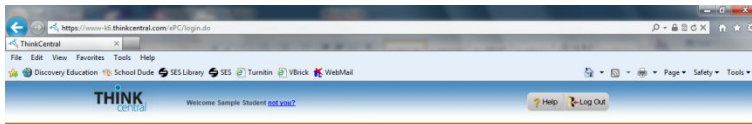
State: CONNECTICUT
District: Stafford Public Schools, Stafford Spps 06076
School: Stafford Elementary School, Stafford Spps 06076

Remember my information
User Name: [Forgot User Name](#)
Password: [Forgot Password](#)

[Evaluators Click Here](#)

Copyright © 2010, Houghton Mifflin Harcourt Publishing Co. | Terms of Use | Privacy Policy | Contact Us | Technical Support
 HOUGHTON MIFFLIN HARCOURT

4. Next you will see the student desktop. (See below). If you choose My Library, you will see a new feature called the Interactive Student Edition. This will help your child review the lesson of the day and will also give them additional practice on the Personal Math Trainer.



Copyright © 2010, Houghton Mifflin Harcourt Publishing Co. | Terms of Use | Privacy Policy | Contact Us | Technical Support
 HOUGHTON MIFFLIN HARCOURT

There are other sites that your child can use under the Math Program Links. Enjoy!

Please feel free to contact me with any questions. My email is beaudoinb@stafford.k12.ct.us.